

Reconciling unicode-math and LATEX 2_ε

Will Robertson

July 20, 2015

What's unicode-math?

```
\usepackage{unicode-math}
\setmathfont{Cambria Math}
\setmathfont{Cambria Math}[
  range={\mathrel}, Colour=ForestGreen]
\setmathfont{Cambria Math}[
  range={\mathopen,\mathclose}, Colour=blue]
\setmathfont{Cambria Math}[
  range={\mathop,\mathscr}, Colour=red]

\[ F(s)=\mathscr{L}\{\bigl\{f(t)\bigr\}
  = \int_0^\infty \mathup e^{-st}f(t)
  \, \mathup d t \]
```

$$F(s) = \mathcal{L}\{f(t)\} = \int_0^\infty e^{-st} f(t) dt$$

Introduction

LATEX defaults

Input:

```
\[ fin = \mathit{fin} \]
```

Output:

$$fin = fin$$

Introduction

With unicode-math

Input:

```
\[ fin = \mathit{fin} \]
```

Output:

$$fin = fin$$

Introduction

Similarly:

Input:

```
\[ fin = \mathbf{fin} \]
```

Default:

$$fin = \mathbf{fin}$$

With unicode-math:

$$fin = \mathbf{fin}$$

Something needs fixing!

Contents

Overview of Unicode Mathematics

















Historical and current examples

Sidenote: symbols

T_EX's methods

Unicode mathematics

- ▶ I hope you know what Unicode is
- ▶ Thousands of mathematical glyphs (≈ 2500)
- ▶ Standard LATEX names thanks to Barbara Beeton
- ▶ As a non-mathematician, very fun to scroll through seemingly endless tables like:

"2A00	"2A01	"2A02	"2A03	"2A04	"2A05	"2A06	"2A07
							
"2A59	"2A60	"2A61	"2A62	"2A63	"2A64	"2A65	"2A66
							

Extract from the symbols table

0225B	$\underline{\star}$	$\underline{\star}$	$\underline{\star}$	$\underline{\star}$	$\underline{\star}$	$\underline{\star}$	<code>\stareq</code>
0225C	$\underline{\triangle}$	$\underline{\triangle}$	$\underline{\triangle}$	$\underline{\triangle}$	$\underline{\triangle}$	$\underline{\triangle}$	<code>\triangleq</code> ^(a)
0225D	$\underline{\text{def}}$	$\underline{\text{def}}$	$\underline{\text{def}}$	$\underline{\text{def}}$	$\underline{\text{def}}$	$\underline{\text{def}}$	<code>\eqdef</code>
0225E	\underline{m}	\underline{m}	\underline{m}	\underline{m}	\underline{m}	\underline{m}	<code>\measeq</code>
0225F	$\underline{?}$	$\underline{?}$	$\underline{?}$	$\underline{?}$	$\underline{?}$	$\underline{?}$	<code>\questeq</code>
02260	\neq	\neq	\neq	\neq	\neq	\neq	<code>\ne</code> ^(p)
02261	\equiv	\equiv	\equiv	\equiv	\equiv	\equiv	<code>\equiv</code> ^(p)
02262	$\not\equiv$	$\not\equiv$	$\not\equiv$	$\not\equiv$	$\not\equiv$	$\not\equiv$	<code>\nequiv</code>
02263	\equiv	\equiv	\equiv	\equiv	\equiv	\equiv	<code>\Equiv</code>
02264	\leq	\leq	\leq	\leq	\leq	\leq	<code>\leq</code> ^(p)
02265	\geq	\geq	\geq	\geq	\geq	\geq	<code>\geq</code> ^(p)
02266	\leqq	\leqq	\leqq	\leqq	\leqq	\leqq	<code>\leqq</code> ^(a)
02267	\geqq	\geqq	\geqq	\geqq	\geqq	\geqq	<code>\geqq</code> ^(a)
02268	\leqneqq	\leqneqq	\leqneqq	\leqneqq	\leqneqq	\leqneqq	<code>\lneqq</code> ^(a)

Symbols

- ▶ Access to all these symbols is nice
- ▶ All the symbols stuff is fine, \pm a few naming issues
- ▶ Standardisation should be considered more rigorously

The 'controversial' stuff

- ▶ Alphabetic symbols are encoded individually:

"00057 "1D44A "1D416 "1D51A "1D4E6 "1D54E "1D5B6
W W W W W W W

- ▶ Strong rationale: different letter shapes have different meanings in mathematics, and therefore should be distinguishable in plain text
- ▶ I.e., symbols are expressible without changing fonts
- ▶ How does this translate to LATEX?
- ▶ (This is where I went wrong.)

Alphabetic symbols

1D53B	D	D	D	D	D	\BbbD
1D53C	E	E	E	E	E	\BbbE
1D53D	F	F	F	F	F	\BbbF
1D53E	G	G	G	G	G	\BbbG
1D540	I	I	I	I	I	\BbbI
1D541	J	J	J	J	J	\BbbJ
1D542	K	K	K	K	K	\BbbK
1D543	L	L	L	L	L	\BbbL
1D544	M	M	M	M	M	\BbbM
1D546	O	O	O	O	O	\BbbO
1D54A	S	S	S	S	S	\BbbS

What does LATEX do with maths alphabets?

$$Re = \frac{\rho v \cos(\theta)}{L} \quad \text{for } 0 \leq \theta < \pi/2$$

$$H \sim \mathbf{Hom}(Z)$$

$$\mathbf{k} = [k_x, k_y, k_z]^T \quad \mathbf{k} \in \mathbb{R}^3$$

What are the different fonts here?

- ▶ ρv etc — `\mathnormal`
- ▶ Re — `\mathit`
- ▶ \cos — `\mathrm` (actually `\operatorname@font`)
- ▶ 'for ...' — `\textrm`
- ▶ $(\cdot)^T$ or $(\cdot)^{\mathbf{T}}$ — your choice
- ▶ \mathbf{Hom} — `\mathbf{b}`
- ▶ \mathbf{v} — `\mathbf{b}` — but should it be?
- ▶ \mathbb{R} — `\mathbf{bb}`

What does LATEX do with maths alphabets?

$$Re = \frac{\rho v \cos(\theta)}{L} \quad \text{for } 0 \leq \theta < \pi/2$$

$$H \sim \mathbf{Hom}(Z)$$

$$\mathbf{k} = [k_x, k_y, k_z]^T \quad \mathbf{k} \in \mathbb{R}^3$$

What are the different fonts here?

- ▶ ρv etc — `\mathnormal`
- ▶ Re — `\mathit`
- ▶ \cos — `\mathrm` (actually `\operatorname@font`)
- ▶ 'for ...' — `\textrm`
- ▶ $(\cdot)^T$ or $(\cdot)^{\mathbf{T}}$ — your choice
- ▶ \mathbf{Hom} — `\mathbf{b}`
- ▶ \mathbf{v} — `\mathbf{b}` — but should it be?
- ▶ \mathbb{R} — `\mathbf{bb}`

What does LATEX do with maths alphabets?

$$Re = \frac{\rho v \cos(\theta)}{L} \quad \text{for } 0 \leq \theta < \pi/2$$

$$H \sim \mathbf{Hom}(Z)$$

$$\mathbf{k} = [k_x, k_y, k_z]^T \quad \mathbf{k} \in \mathbb{R}^3$$

What are the different fonts here?

- ▶ ρv etc — `\mathnormal`
- ▶ Re — `\mathit`
- ▶ \cos — `\mathrm` (actually `\operatorname@font`)
- ▶ 'for ...' — `\textrm`
- ▶ $(\cdot)^T$ or $(\cdot)^{\mathbf{T}}$ — your choice
- ▶ \mathbf{Hom} — `\mathbf{b}`
- ▶ \mathbf{v} — `\mathbf{b}` — but should it be?
- ▶ \mathbb{R} — `\mathbf{bb}`

What does LATEX do with maths alphabets?

$$Re = \frac{\rho v \cos(\theta)}{L} \quad \text{for } 0 \leq \theta < \pi/2$$

$$H \sim \mathbf{Hom}(Z)$$

$$\mathbf{k} = [k_x, k_y, k_z]^T \quad \mathbf{k} \in \mathbb{R}^3$$

What are the different fonts here?

- ▶ ρv etc — `\mathnormal`
- ▶ Re — `\mathit`
- ▶ \cos — `\mathrm` (actually `\operatorname@font`)
- ▶ '**for ...**' — `\textrm`
- ▶ $(\cdot)^T$ or $(\cdot)^{\mathbf{T}}$ — your choice
- ▶ **Hom** — `\mathbf`
- ▶ **v** — `\mathbf` — but should it be?
- ▶ \mathbb{R} — `\mathbb`

What does LATEX do with maths alphabets?

$$Re = \frac{\rho v \cos(\theta)}{L} \quad \text{for } 0 \leq \theta < \pi/2$$

$$H \sim \mathbf{Hom}(Z)$$

$$\mathbf{k} = [k_x, k_y, k_z]^T \quad \mathbf{k} \in \mathbb{R}^3$$

What are the different fonts here?

- ▶ ρv etc — `\mathnormal`
- ▶ Re — `\mathit`
- ▶ \cos — `\mathrm` (actually `\operatorname@font`)
- ▶ 'for ...' — `\textrm`
- ▶ $(\cdot)^T$ or $(\cdot)^{\mathbf{T}}$ — your choice
- ▶ \mathbf{Hom} — `\mathbf}`
- ▶ \mathbf{v} — `\mathbf}` — but should it be?
- ▶ \mathbb{R} — `\mathbb`

What does LATEX do with maths alphabets?

$$Re = \frac{\rho v \cos(\theta)}{L} \quad \text{for } 0 \leq \theta < \pi/2$$

$$H \sim \mathbf{Hom}(Z)$$

$$\mathbf{k} = [k_x, k_y, k_z]^T \quad \mathbf{k} \in \mathbb{R}^3$$

What are the different fonts here?

- ▶ ρv etc — `\mathnormal`
- ▶ Re — `\mathit`
- ▶ \cos — `\mathrm` (actually `\operatorname@font`)
- ▶ 'for ...' — `\textrm`
- ▶ $(\cdot)^T$ or $(\cdot)^{\mathbf{T}}$ — your choice
- ▶ \mathbf{Hom} — `\mathbf{bf}`
- ▶ \mathbf{v} — `\mathbf{bf}` — but should it be?
- ▶ \mathbb{R} — `\mathbf{bb}`

What does LATEX do with maths alphabets?

$$Re = \frac{\rho v \cos(\theta)}{L} \quad \text{for } 0 \leq \theta < \pi/2$$

$$H \sim \mathbf{Hom}(Z)$$

$$\mathbf{k} = [k_x, k_y, k_z]^T \quad \mathbf{k} \in \mathbb{R}^3$$

What are the different fonts here?

- ▶ ρv etc — `\mathnormal`
- ▶ Re — `\mathit`
- ▶ \cos — `\mathrm` (actually `\operatorname@font`)
- ▶ 'for ...' — `\textrm`
- ▶ $(\cdot)^T$ or $(\cdot)^{\mathbf{T}}$ — your choice
- ▶ \mathbf{Hom} — `\mathbf{b}`
- ▶ \mathbf{v} — `\mathbf{b}` — but should it be?
- ▶ \mathbb{R} — `\mathbf{bb}`

What does LATEX do with maths alphabets?

$$Re = \frac{\rho v \cos(\theta)}{L} \quad \text{for } 0 \leq \theta < \pi/2$$

$$H \sim \mathbf{Hom}(Z)$$

$$\mathbf{k} = [k_x, k_y, k_z]^T \quad \mathbf{k} \in \mathbb{R}^3$$

What are the different fonts here?

- ▶ ρv etc — `\mathnormal`
- ▶ Re — `\mathit`
- ▶ \cos — `\mathrm` (actually `\operatorname@font`)
- ▶ 'for ...' — `\textrm`
- ▶ $(\cdot)^T$ or $(\cdot)^{\mathbf{T}}$ — your choice
- ▶ \mathbf{Hom} — `\mathbf{bf}`
- ▶ \mathbf{v} — `\mathbf{bf}` — but should it be?
- ▶ \mathbb{R} — `\mathbf{bb}`

Maths alphabet fonts

- ▶ Many many alphabet styles used in mathematics
- ▶ $\text{T}_{\text{E}}\text{X}$ achieved this by switching fonts
- ▶ In Unicode mathematics, these are all in the one font
- ▶ Or are they?

What's missing?

- ▶ Unicode mathematics has a few potential gaps
- ▶ To date, no provision for 'text spacing' (v maths)
- ▶ Although it's up to the font designer, symbols in UM fonts are kerned as single-letter variables.
- ▶ Ramifications:
 - ▶ Upright roman not spaced for text ($\sin x$)
 - ▶ Italic roman not spaced for text (Re)
 - ▶ Bold roman not spaced for text (**Hom**)

What's missing?

- ▶ Unicode mathematics has a few potential gaps
- ▶ To date, no provision for 'text spacing' (v maths)
- ▶ Although it's up to the font designer, symbols in UM fonts are kerned as single-letter variables.
- ▶ Ramifications:
 - ▶ Upright roman not spaced for text ($\sin x$)
 - ▶ Italic roman not spaced for text (Re)
 - ▶ Bold roman not spaced for text (\mathbf{Hom})

Unfortunately, unicode-math has been calling these `\mathrm`, `\mathit`, and `\mathbf` for many years.

This gives a good excuse for a talk

- ▶ Historical/interesting examples of mathematics
- ▶ How unicode-math works, T_EX-nically
- ▶ Fixing the alphabet problem

Overview of Unicode Mathematics

Historical and current examples

Sidenote: symbols

\TeX 's methods

\mathrm with maths spacing

Historical example

Up to the critical point

$$A_c \frac{D^3}{P^2} i = B_c \frac{Dv}{P}$$

After the critical point is passed the law is complex until a velocity which is $1.325 v_c$ is reached. Then as shown in the homologues the curve assumes a simple character again

$$A \frac{D^3}{P^2} i = \left(B \frac{Dv}{P} \right)^{1.723}$$

Osborne Reynolds. "An Experimental Investigation of the Circumstances Which Determine Whether the Motion of Water Shall Be Direct or Sinuous, and of the Law of Resistance in Parallel Channels". In: *Phil. Trans. R. Soc. Lond.* 174 (1883), pp. 935–982.
doi: 10.1098/rstl.1883.0029

\mathrm with maths spacing

Modern example

$$\frac{d}{dt}U(t)^2 = 2U(t)K \left[\underline{e^{A\hat{D}(t)}} \dot{X}(t) + \dot{\hat{D}}(t)G_1(t) + \frac{\hat{D}(t)}{D}G_2(t) \right]$$

Miroslav Krstić. *Delay Compensation for Nonlinear, Adaptive, and PDE Systems*.
Birkhäuser Boston, 2009. doi: 10.1007/978-0-8176-4877-0

Also note

$$\frac{d}{dt} \quad \text{vs} \quad \frac{d}{dt}$$

e and e

$$\text{Proj}_{\Pi}\{\tau_{\theta}\} = \tau_{\theta} \begin{cases} I, & \hat{\theta} \in \overset{\circ}{\Pi} \text{ or } \nabla_{\hat{\theta}} \mathcal{P}^T \tau \leq 0, \\ I - \frac{\nabla_{\hat{\theta}} \mathcal{P} \nabla_{\theta} \mathcal{P}^T}{\nabla_{\hat{\theta}} \mathcal{P}^T \nabla_{\theta} \mathcal{P}}, & \hat{\theta} \in \partial \Pi \text{ and } \nabla_{\hat{\theta}} \mathcal{P}^T \tau > 0, \end{cases}$$

for the vector (plant parameter) case.

The transformed state of the actuator is

$$w(x,t) = e(x,t) - \hat{D}(t) \int_0^x K(\hat{\theta}) e^{A(\hat{\theta})\hat{D}(t)(x-y)} B(\hat{\theta}) e(y,t) dy \\ - K(\hat{\theta}) e^{A(\hat{\theta})\hat{D}(t)x} \tilde{X}(t),$$

`\mathrm` with text spacing

As indicated above in [Section 2.1](#), D'Arcy Thompson used the Froude number to compare the walking speeds of different sized characters in *Gulliver's Travels*. This is clearly one of the major benefits of the Froude number, with the primary application being in the study of children's gait [1,2,32,41–44]. Alexander [32] showed that when dimensionless stride length was plotted as a function of dimensionless speed β where

$$\beta = v/(gL)^{1/2} = (\text{Fr})^{1/2} \quad (3)$$

then data for children aged over 4 years were the same as adults. He used this empirical relationship to predict

Christopher L. Vaughan and Mark J. O'Malley. "Froude and the contribution of naval architecture to our understanding of bipedal locomotion". In: *Gait & Posture* 21.3 (2005), pp. 350–362. doi: 10.1016/j.gaitpost.2004.01.011

rm with text spacing

...sometimes

He hypothesised, and provided the necessary experimental evidence to demonstrate, that animals meet these five criteria when they travel at speeds that translate to equal values of Fr [31]. Evidence in support of criterion 3 has been presented in Fig. 7a, while the data for criterion 2 may be seen in Fig. 7b. At Fr values below 2, the phase differences lie between 0.4 and 0.5, and the animals utilise symmetri-

Christopher L. Vaughan and Mark J. O'Malley. "Froude and the contribution of neural architecture to our understanding of bipedal locomotion". In: *Gait & Posture* 21.3 (2005), pp. 350–362. doi: 10.1016/j.gaitpost.2004.01.011

$\backslash\mathrm{rm}$ with text spacing

$$u(y, t) = \operatorname{Re} \left(i \frac{P_x}{\rho n} \left\{ 1 - \frac{\cosh [(1+i)\sqrt{(n/2v) y}]}{\cosh [(1+i)\sqrt{(n/2v) a}]} \right\} e^{int} \right)$$

From the geometry of the element as it appears at time $t = \delta t$,

$$\begin{aligned} \delta\alpha &= \tan^{-1} \left(\frac{y \text{ component of } D'C'}{x \text{ component of } D'C'} \right) \\ &= \tan^{-1} \left\{ \frac{[v(\frac{1}{2}\delta x, -\frac{1}{2}\delta y) \delta t + \dots] - [v(-\frac{1}{2}\delta x, -\frac{1}{2}\delta y) \delta t + \dots]}{\delta x + \dots} \right\} \end{aligned}$$

Where is $\mathbf{\cdot}$ used?

12. It is sometimes convenient in special problems to employ a system of rectangular axes which is itself in motion. The motion of this frame may be specified by the component velocities \mathbf{u} , \mathbf{v} , \mathbf{w} of the origin, and the component rotations \mathbf{p} , \mathbf{q} , \mathbf{r} , all referred to the instantaneous positions of the axes. If u , v , w be the component velocities of a fluid particle at (x, y, z) , the rates of change of its co-ordinates relative to the moving frame will be

$$\frac{Dx}{Dt} = u - \mathbf{u} + \mathbf{r}y - \mathbf{q}z, \quad \frac{Dy}{Dt} = v - \mathbf{v} + \mathbf{p}z - \mathbf{r}x, \quad \frac{Dz}{Dt} = w - \mathbf{w} + \mathbf{q}x - \mathbf{p}y. \dots (1)$$

After a time δt the velocities of the particle parallel to the new positions of the co-ordinate axes will have become

$$u + \left(\frac{\partial u}{\partial t} + \frac{\partial u}{\partial x} \frac{Dx}{Dt} + \frac{\partial u}{\partial y} \frac{Dy}{Dt} + \frac{\partial u}{\partial z} \frac{Dz}{Dt} \right) \delta t, \quad \&c., \quad \&c. \dots (2)$$

Where is $\mathbf{}$ used?

In the first step, the integration takes place over the surface of the first magnet S_1 , which is written for the charge model as

$$\mathbf{B}_1(\mathbf{x}_2) = \frac{\mu_0}{4\pi} \oint_{S_1} [\mathbf{M}_1 \cdot \hat{\mathbf{n}}_{s_1}] \frac{\mathbf{x}_2 - \mathbf{x}_1}{|\mathbf{x}_2 - \mathbf{x}_1|^3} ds_1, \quad (2.11)$$

and for the current model as

$$\mathbf{B}_1(\mathbf{x}_2) = \frac{\mu_0}{4\pi} \oint_{S_1} [\mathbf{M}_1 \times \hat{\mathbf{n}}_{s'_1}] \times \frac{\mathbf{x}_2 - \mathbf{x}_1}{|\mathbf{x}_2 - \mathbf{x}_1|^3} ds'_1, \quad (2.12)$$

where $\hat{\mathbf{n}}$ is the normal vector from the differential surface of integration ds .

William S P Robertson. "Modelling and design of magnetic levitation systems for vibration isolation". PhD thesis. The University of Adelaide, 2013

Where is \mathbf{Grp} used?

on \mathbf{Grp} to the factor-commutator functor $\mathbf{Grp} \rightarrow \mathbf{Ab} \rightarrow \mathbf{Grp}$. Moreover, p is natural, because each group homomorphism $f: G \rightarrow H$ defines the evident homomorphism f' for which the following diagram commutes:

$$\begin{array}{ccc} G & \xrightarrow{p_G} & G/[G, G] \\ f \downarrow & & \downarrow f' \\ H & \xrightarrow{p_H} & H/[H, H]. \end{array} \quad (3)$$

The double character group yields a suggestive example in the category \mathbf{Ab} of all abelian groups G . Let $D(G)$ denote the character group of G , so that $DG = \text{hom}(G, \mathbf{R}/\mathbf{Z})$ is the set of all homomorphisms $t: G \rightarrow \mathbf{R}/\mathbf{Z}$ with the familiar group structure, where \mathbf{R}/\mathbf{Z} is the additive group of real numbers modulo 1. Each arrow $f: G' \rightarrow G$ in \mathbf{Ab} determines an arrow $Df: DG \rightarrow DG'$ (opposite direction!) in \mathbf{Ab} , with $(Df)t = tf: G' \rightarrow \mathbf{R}/\mathbf{Z}$ for each t ; for composable arrows,

Overview of Unicode Mathematics

Historical and current examples

Sidenote: symbols

\TeX 's methods

and the estimation error vector

$$\epsilon = \varepsilon + \mathcal{U}_0 - \mathcal{U}^T \hat{\theta} \quad (9.266)$$

result in the static parametric model

$$\epsilon = \mathcal{U}^T \tilde{\theta} + \tilde{\varepsilon}, \quad (9.267)$$

where $\tilde{\varepsilon} \triangleq \varepsilon + \mathcal{U}_0 - \mathcal{U}^T \theta$ is governed by

$$\dot{\tilde{\varepsilon}} = (A_o - \kappa_o |\omega|^2 l e_1^T) \tilde{\varepsilon}. \quad (9.268)$$

Since only $\varepsilon_1 = y - \hat{\chi}_1$ is measured, only the first component of ϵ would be implemented as the estimation error:

$$\epsilon_1 = \varepsilon_1 + \mathcal{U}_{1,0} - \mathcal{U}_1^T \hat{\theta}. \quad (9.269)$$

Consider the class of strict-feedforward systems given by

$$\dot{x}_1 = x_2 + \sum_{j=2}^{n-1} \pi_j(x_j)x_{j+1} + \pi_n(x_n)u,$$

$$\dot{x}_i = x_{i+1}, \quad i = 2, \dots, n-1,$$

$$\dot{x}_n = u,$$

where $\pi_j(0) = 0$. Any system in this class is DECI.

where $A(x, t)$ is exponentially stable for each x continuous in t . Combining (6.76) and (6.78), we define $\mathcal{Y} = x + \Omega_0$ so that

$$\dot{\mathcal{Y}} = A(x, t)\mathcal{Y} + F(x, u)^T\theta. \quad (6.80)$$

Since θ is constant, it follows that

$$\mathcal{Y} = \Omega^T\theta + \tilde{\epsilon}, \quad (6.81)$$

where $\tilde{\epsilon} \triangleq x + \Omega_0 - \Omega^T\theta$ is exponentially decaying because it is governed by

$$\dot{\tilde{\epsilon}} = A(x, t)\tilde{\epsilon}, \quad \tilde{\epsilon} \in \mathbb{R}^n. \quad (6.82)$$

of Σ_1 sets doubly universal for Σ_1 sets. Now this pair can be reduced, as argued above, to yield two disjoint Σ_1 sets which are not separable even by a $\Sigma_1 \cap \Pi_1$ set. The same argument can be applied to actually name two disjoint Σ_{k+1} sets Π_1^1 sets, Σ_{k+1}^1 sets not separable by $\Sigma_{k+1} \cap \Pi_{k+1}$ sets (by $\Sigma_1^1 \cap \Pi_1^1$ sets, by $\Sigma_{k+1}^1 \cap \Pi_{k+1}^1$ sets), for $k \geq 1$. Similar strong forms of the negation of the second separation principle can likewise be obtained at all levels.

For some C an argument similar to the above can be applied, however. We illustrate with the case where C is finite. Here we can choose a $\Sigma_1^{[C]}$ subset of $\mathcal{N}^{n+1,0}$ universal for the $\Sigma_1^{[C]}$ subsets of $\mathcal{N}^{n,0}$, whereas the diagonal argument does prevent the existence of a $\Sigma_1^{[C]} \cap \Pi_1^{[C]}$ subset of $\mathcal{N}^{n+1,0}$ universal for $\Sigma_1^{[C]} \cap \Pi_1^{[C]}$ subsets of $\mathcal{N}^{n,0}$. So we can conclude $\overline{\text{Sep}}_{\Pi}(\Sigma_1^{[C]})$ as before. Similar arguments work, of course, at all levels of the C -arithmetical and C -analytical hierarchies with finite C .

$$\frac{\partial |\det g|}{\partial g_{\mu\nu}} = |\det g| (g^{-1})^{\mu\nu},$$

$$\frac{\partial (g^{-1})^{\kappa\lambda}}{g_{\mu\nu}} = -(g^{-1})^{\kappa\mu} (g^{-1})^{\lambda\nu},$$

$$\zeta_{(2)}^2 = |\det \mathcal{F}| |\det g|^{-1},$$

$$(g^{-1})^{\kappa\lambda} \mathcal{F}_{\mu\kappa} {}^* \mathcal{F}_{\nu\lambda} = \zeta_{(2)} g_{\mu\nu},$$

$$\frac{\partial \zeta_{(1)}}{\partial g_{\mu\nu}} = -g_{\kappa\lambda} \mathcal{F}^{\#\mu\kappa} \mathcal{F}^{\#\nu\lambda},$$

$$\frac{\partial \zeta_{(2)}}{\partial g_{\mu\nu}} = -\frac{1}{2} \zeta_{(2)} (g^{-1})^{\mu\nu},$$

Jared Speck. "The global stability of the Minkowski spacetime solution to the Einstein-nonlinear system in wave coordinates". In: *Analysis & PDE* 7.4 (2014), pp. 771–901. doi: 10.2140/apde.2014.7.771

Courtesy <http://math.stackexchange.com/a/1250067/2961>

Yuzz Wum Um Humpf Fuddle Glikk Nuh Snee

Yuzz Wum Um Humpf Fuddle Glikk Nuh Snee

Quan Thnad Spazz Floob Zatz Jogg Flunn Itch

Quan Thnad Spazz Floob Zatz Jogg Flunn Itch

Yekk Vroo Hi!

Yekk Vroo Hi!

Dr. Seuss. *On Beyond Zebra!* Random House, 1955

Courtesy <http://math.stackexchange.com/a/1197641>

Overview of Unicode Mathematics

Historical and current examples

Sidenote: symbols

\TeX 's methods

Setting up maths in plain (Xe/Lua)T_EX

Define some fonts:

```
\font\Urm = "[texgyrepagella-regular.otf]:color=AA00AA"  
\font\Ubf = "[texgyrepagella-bold.otf] :color=0000FF"  
\font\Uit = "[texgyrepagella-italic.otf] :color=00AA00"  
\font\Umm = "[texgyrepagella-math.otf] :color=FF0000"
```

Which produces: **rm** **bf** *it* **mm**

(Remember: red is the maths font in particular)

Now set up some maths families

```
\newfam\Urmfam  
\newfam\Ubuffam  
\newfam\Uitfam
```

```
\textfont\Urmfam\Urm  
\textfont\Ubuffam\Ubf  
\textfont\Uitfam\Uit  
\textfont1\mm
```

(`\textfont1` *just means default symbols*)

Switching to these fonts?

\$\$

$a + b + c \quad \alpha + \beta + \gamma$

\$\$

\$\$

$\{\backslash\text{fam}\backslash\text{Urmfam } abc\alpha\beta\gamma\} \quad \backslash\text{quad}$

$\{\backslash\text{fam}\backslash\text{Uitfam } abc\alpha\beta\gamma\} \quad \backslash\text{quad}$

$\{\backslash\text{fam}\backslash\text{Ubuffam } abc\alpha\beta\gamma\}$

\$\$

$a + b + c \quad + \quad +$
abc *abcαβγ* *abc*

(What's going on with symbols?)

Remap to Unicode

```
\Umathcode` \a = 7 1 "1D44E\relax
```

```
\Umathcode` \b = 7 1 "1D44F\relax
```

```
\Umathcode` \c = 7 1 "1D450\relax
```

```
\Umathcode` \alpha = 7 1 "1D6FC\relax
```

```
\Umathcode` \beta = 7 1 "1D6FD\relax
```

```
\Umathcode` \gamma = 7 1 "1D6FE\relax
```

$$a + b + c \quad \alpha + \beta + \gamma$$

("1D44E is Unicode Plane 1 mathematical small a)

Remap to elsewhere in Unicode

```
\Umathcode` \a = 7 1 "1D482\relax
```

```
\Umathcode` \b = 7 1 "1D483\relax
```

```
\Umathcode` \c = 7 1 "1D484\relax
```

```
\Umathcode` \alpha = 7 1 "1D736\relax
```

```
\Umathcode` \beta = 7 1 "1D737\relax
```

```
\Umathcode` \gamma = 7 1 "1D738\relax
```

$$a + b + c \quad \alpha + \beta + \gamma$$

("1D44E is Unicode Plane 1 mathematical small a)

Rundown so far

- ▶ Maths is not like text
- ▶ In text, an input char, say 'ascii a' (U+97) is represented at the same code-point in the current font
- ▶ In maths, an input char is (luckily!) mapped to whatever code-point we like!
- ▶ In this case, input char U+97 → font glyph U+1D44E

But what about alphabets?

Traditional $\text{T}_\text{E}\text{X}$

This is very different than traditional $\text{T}_\text{E}\text{X}$ maths where we have a number of maths fonts with different shapes in ascii slots:

- ▶ e.g., input char $\text{A}_{65} \rightarrow \mathcal{A}_{65}$ maths font (`\mathnormal`)
- ▶ e.g., input char $\text{A}_{65} \rightarrow \mathbf{A}_{65}$ bold font (`\mathbf`)
- ▶ e.g., input char $\text{A}_{65} \rightarrow \mathcal{A}_{65}$ cal font (`\mathcal`)

But what about alphabets?

Unicode mathematics

Now we need to map within the same font:

- ▶ e.g., input char $A_{65} \rightarrow \mathcal{A}_{1D434}$ maths font (`\mathnormal`)
- ▶ e.g., input char $A_{65} \rightarrow \mathbf{A}_{1D400}$ maths font (`\mathbf`)
- ▶ e.g., input char $A_{65} \rightarrow \mathcal{A}_{1D49C}$ maths font (`\mathcal`)

But what about alphabets?

Unicode mathematics

The naive approach (up until now):

- ▶ Ignore classical T_EX maths; Unicode is the future!
- ▶ `\mathcal` maps to calligraphic range.
- ▶ `\mathfrak` maps to fraktur range.
- ▶ `\mathbf` maps to bold upright symbols. (Maybe okay?)
- ▶ `\mathit` maps to math italic symbols. (Not okay!)

Impedance mismatch between what T_EX users use and what Unicode mathematics provides.

Kerning

The big problem here:

- ▶ `\mathbf` traditionally uses a *text* font (why not?)
- ▶ `\mathit` traditionally uses a *text* font (needed!)
- ▶ `\mathtt` traditionally uses a *text* font
- ▶ `\mathsf` traditionally uses a *text* font

Where is `\mathbf` used?

- ▶ It's not just one thing!
- ▶ Single symbols with math-like spacing
- ▶ Multi-letter names with text-like spacing

Unicode only provides for the first.

LATEX sort of only provides the second.

What about `\mathit`?

LATEX defines:

- ▶ `\mathnormal` — italic symbols with maths spacing
- ▶ `\textit` — italic letters with text spacing and text behaviour
- ▶ `\mathit` — italic w. text spacing and maths behaviour

These could all be separate fonts. Unicode only provides for the `\mathnormal` case.

Similarly `\mathrm`

LATEX defines upright roman letters:

- ▶ `\textrm` — with text spacing and text behaviour
- ▶ `\mathrm` — with text spacing and maths behaviour

These could all be separate fonts. Unicode only provides for ???.

Up to the font designer.

This is LATEX 2_ε+amsmath

- ▶ `\mathnormal`
- ▶ `\mathit`
- ▶ `\mathrm`
- ▶ `\mathbf`
- ▶ `\mathsf`
- ▶ `\mathtt`
- ▶ `\mathcal`
- ▶ `\mathfrak`

`\boldsymbol` / `\bm` allowed for bold in many cases too.

Categories of alphabets in Unicode

Unambiguous:

- ▶ `bb`, `bbit`, `scr`, `bfscr`, `cal`, `bfc`, `frac`, `bfrac`

Ambiguous:

- ▶ `rm`, `it`, `tt`, `bfup`, `bfit`, `sfup`, `sfit`, `bfsfup`, `bfsfit`, `bfsf`

I called these `\mathrm`, `\mathit`, etc., and that was ...

...a poor decision

As discussed:

- ▶ '`\mathit`' ALWAYS (in practice) used for Re , Fr , ...
So unicode-math's definition for `\mathit` is no good.
- ▶ '`\mathbf`' might be for $a \times b$ or $\mathbf{Hom}(\cdot)$
So UM's definition for `\mathbf` (and `\mathrm`, `\mathsf`, `\mathtt`) potentially wrong.
- ▶ So what to do?

Switching to symbol ranges

- ▶ ALL mapping ranges are defined with new commands `\sybbb`, `\symcal`, `\sybbf`, etc. etc.
- ▶ ALL traditional LATEX font switches are given alias names `\mathtextrm`, `\mathtextit`, `\mathtextbf`, etc.
- ▶ Unambiguous ranges: `\mathfrak := \symfrak`
- ▶ By default: `\mathbf := \mathtextbf`
(i.e., as per LATEX 2_ε)
- ▶ Package options (`mathbf=sym`) to switch

Tell me about these symbol ranges

- ▶ `\symliterate` switches to 'literal' input syntax.
- ▶ `\sympf` follows T_EX or 'ISO' conventions with upright latin and italic greek letters.
- ▶ `\symsf` switches to upright or italic sans serif according to a package option.

Tell me about these symbol ranges

Continued

- ▶ `\symbfit`, `\symbfup`, `\symsfit`, `\symsfup` can be used where needed.
- ▶ Why is `\symtt` not aliased to `\mathtt`?
Few slots; if you want your code font and your typewriter maths font to match, you're better off sticking with traditional `\mathtt`.
- ▶ There is no contextual math style yet;
`\symbf{\symsf{X}}` does NOT produce `\symbfsf{X}`.
It probably should.

Undoing the mapping for `\DeclareMathAlphabet`

- ▶ Latest version of `unicode-math` 'fixes' `\DeclareMathAlphabet`.
- ▶ This is what allows the distinction between `\mathXYZ` and `\symXYZ`.
- ▶ Necessary for using character shapes outside of Unicode.
- ▶ Requires some care hacking the NFSS.
- ▶ 'User-level' interface `\setmathfontface`.

```
\documentclass{article}
\usepackage{unicode-math}
\setmathfont{texgyrepagella-math.otf}[Scale=0.85]
\setmathfontface\mathchor{texgyrechorus-mediumitalic.otf}
\setoperatorfont\mathchor
\begin{document}
\[
  (\sin x)^2 + (\cos x)^2 = 1
\]
\end{document}
```

$$(\sin x)^2 + (\cos x)^2 = 1$$

13.7.C. EXERCISE. Suppose

$$(13.7.1.1) \quad 0 \rightarrow \mathcal{F} \rightarrow \mathcal{G} \rightarrow \mathcal{H} \rightarrow 0$$

is an exact sequence of quasicoherent sheaves on a scheme X , where \mathcal{H} is a locally free quasicoherent sheaf, and suppose \mathcal{E} is a quasicoherent sheaf. By left-exactness of $\mathcal{H}om$ (Exercise 2.5.H),

$$0 \rightarrow \mathcal{H}om(\mathcal{H}, \mathcal{E}) \rightarrow \mathcal{H}om(\mathcal{G}, \mathcal{E}) \rightarrow \mathcal{H}om(\mathcal{F}, \mathcal{E}) \rightarrow 0$$

is exact except possibly on the right. Show that it is also exact on the right. (Hint: this is local, so you can assume that X is affine, say $\text{Spec } A$, and $\mathcal{H} = \widetilde{A^{\oplus n}}$, so (13.7.1.1) can be written as $0 \rightarrow M \rightarrow N \rightarrow A^{\oplus n} \rightarrow 0$. Show that this exact sequence splits, so we can write $N = M \oplus A^{\oplus n}$ in a way that respects the exact sequence.) In particular, if \mathcal{F} , \mathcal{G} , \mathcal{H} , and \mathcal{O}_X are all coherent, and \mathcal{H} is locally free, then we have an exact sequence of coherent sheaves

$$0 \rightarrow \mathcal{H}^\vee \rightarrow \mathcal{G}^\vee \rightarrow \mathcal{F}^\vee \rightarrow 0.$$

From `\mathnormal` to `\mathXYZ`

As discussed above, we have default mapping set up

- ▶ e.g., input char $A_{65} \rightarrow A_{1D434}$ maths font

When we switch to `\mathXYZ` (such as `\mathit`), we need to undo this mapping so we can revert to

- ▶ e.g., input `\mathbf{A}_{65}` $\rightarrow \mathbf{A}_{65}$ bold maths font

Inside the NFSS

Briefly

```
\cs_set:Npn \use@mathgroup #1 #2
{
  \mode_if_math:T
  {
    \math@bgroup
      \cs_if_eq:cNF {M@\f@encoding} #1 {#1}
      \__um_switchto_literal:
      \mathgroup #2 \relax
    \math@egroup
  }
}
```

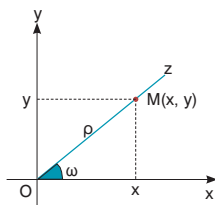

Summary

Σε ορθοκανονικό σύστημα αξόνων Oxy , αν είναι $\omega = \widehat{xOz}$, και $M(x, y)$ είναι ένα οποιοδήποτε σημείο της πλευράς Oz , διαφορετικό από το O , τότε:

$$\rho = OM = \sqrt{x^2 + y^2} \text{ και } \eta\mu\omega = \frac{y}{\rho}, \text{ συν}\omega = \frac{x}{\rho}, \text{ εφ}\omega = \frac{y}{x}.$$

Π.χ. αν $M(1, 2)$, τότε $\rho = \sqrt{1^2 + 2^2} = \sqrt{5}$,

$$\eta\mu\omega = \frac{2}{\sqrt{5}} = \frac{2\sqrt{5}}{5}, \quad \text{συν}\omega = \frac{1}{\sqrt{5}} = \frac{\sqrt{5}}{5}, \quad \text{εφ}\omega = \frac{2}{1} = 2.$$



(Thanks to Apostolos Syropoulis for the reference.)

```
\setmainfont{Kurier-Regular.otf}
\setmathfont{texgyrepagella-math.otf}[Scale=0.85]
```

```
\[
  \mathrm{\eta\mu}(\omega) = \frac{y}{\rho}
\]
```

$$\eta\mu(\omega) = \frac{y}{\rho}$$

But probably `\mathrm` should now be called `\mathup`!
(My friend Nino says 'rm' means remove; cf. GNU/Linux.)

'Sha'

Now introduce

$$\mathbb{I}_p(x) = \sum_{k=-\infty}^{\infty} \delta(x - kp),$$

so that, simply,

$$\rho_p = \mathbb{I}_p * \rho.$$

\mathbb{I}_p is the star of the show. Bracewell calls it the “shah function”, after the Cyrillic letter, and this has caught on. It’s also referred to as the *Dirac comb* (with spacing p).

Brad Osgood. *The Fourier Transform and its Applications.* Lecture Notes. Stanford University, 2008

7.1. Visible III Table 1. Table 1 on page 11 lists sixteen pairs of newforms f and g (of equal weights and levels) along with at least one prime q such that there is a prime $\mathfrak{q} \mid q$ with $f \equiv g \pmod{\mathfrak{q}}$. In each case, $\text{ord}_{s=k/2} L(g, k/2) \geq 2$ while $L(f, k/2) \neq 0$. The notation is as follows. The first column contains a label whose structure is

[Level]k[Weight][GaloisOrbit]

Neil Watkins, William Dummigan, and Mark Stein. “Constructing elements in Shafarevich-Tate groups of modular motives”. In: *Number theory and algebraic geometry* 303 (2003)

```
\setmathfont{texgyrepagella-math.otf}[Scale=0.85]
\setmathfontface\mathcyr{Charter Roman}
```

```
\[
  \rho_p = \mathcyr{\mathbb{M}}_p \ast \rho \quad \text{\quad}
  \dot{\mathcyr{y}} = A(x,t)\mathcyr{y} + F(x,u)\theta
  \quad \text{\quad} y = mx+c
\]
```

$$\rho_p = \mathbb{M}_p * \rho \quad \dot{y} = A(x, t)y + F(x, u)\theta \quad y = mx + c$$

New commands to differentiate maths and text

Input characters: 'abc ffi'

<code>\textrm</code> abc ffi	<code>\textit</code> <i>abc ffi</i>	<code>\textbf</code> abc ffi	<code>\textsf</code> abc ffi	<code>\texttt</code> abc ffi
<code>\mathrm</code> abcffi	<code>\mathit</code> <i>abcffi</i>	<code>\mathbf</code> abcffi	<code>\mathsf</code> abcffi	<code>\mathtt</code> abcffi
<code>\symup</code> abcffi	<code>\symit</code> <i>abc ffi</i>	<code>\sympf</code> abcffi	<code>\symsf</code> abcffi	<code>\symtt</code> abcffi

fin